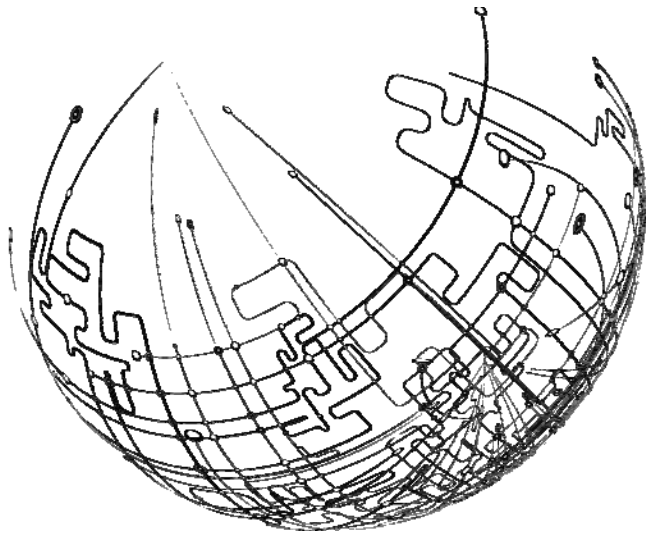


Business in First Half 2017



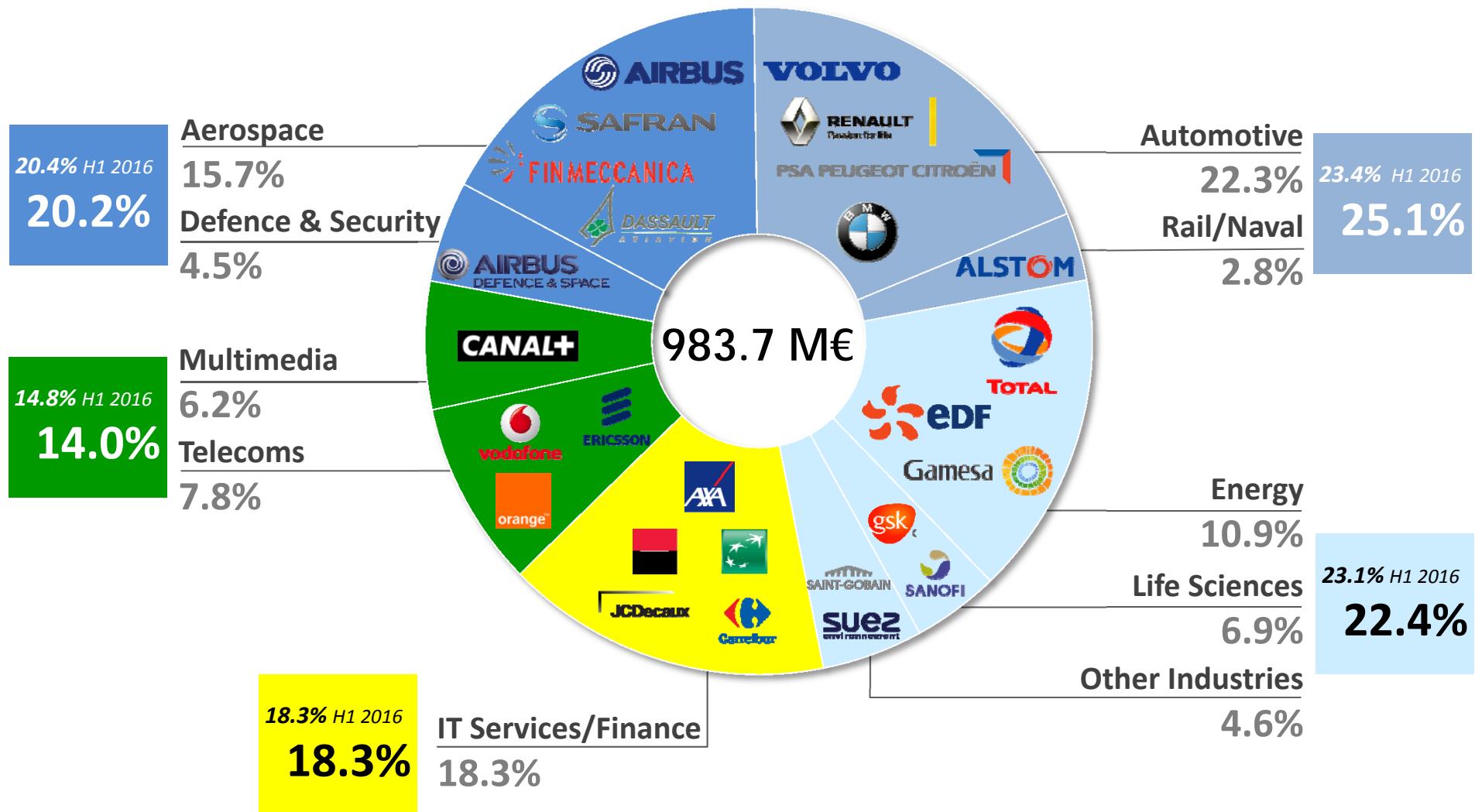
Bruno Benoliel

Deputy Chief Executive Officer

Paris, July 26th 2017



BREAKDOWN OF TURNOVER PER BUSINESS SECTOR (AS A % OF REVENUE)






BREAKDOWN OF TURNOVER PER GEOGRAPHICAL AREA AS AT JUNE 30TH 2017 (IN M€)

COUNTRY	YTD				Var.	
	H1 2016	%	H1 2017	%	Var.	of which organic. excl exchange rates effect
France	422.8	48.6%	459.4	46.7%	8.7%	5.8%
International	447.7	51.4%	524.3	53.3%	17.1%	8.4%
Germany	83.8	9.6%	103.9	10.6%	24.0%	6.3%
North America	73.3	8.4%	102.6	10.4%	40.0%	11.2%
Scandinavia	70.0	8.0%	80.1	8.1%	14.4%	17.3%
Spain	42.5	4.9%	45.7	4.6%	7.5%	7.5%
United Kingdom	47.4	5.4%	40.2	4.1%	-15.2%	-11.0%
Italy	37.2	4.3%	38.5	3.9%	3.7%	3.7%
Belgium	31.1	3.6%	32.9	3.3%	5.6%	5.6%
The Netherlands	26.7	3.1%	29.0	2.9%	8.6%	8.6%
Asia Pacific	10.8	1.2%	18.8	1.9%	74.1%	45.9%
Others	24.8	4.1%	32.5	3.3%	31.0%	13.7%
TOTAL	870.5	100.0%	983.7	100.0%	13.0%	7.1%

ALTEN



Contact

comfi@alten.fr

www.alten.fr/investisseurs

T: +33 (0)1.46.08.71.79

40 av. André Morizet
92513 Boulogne-Billancourt Cedex

